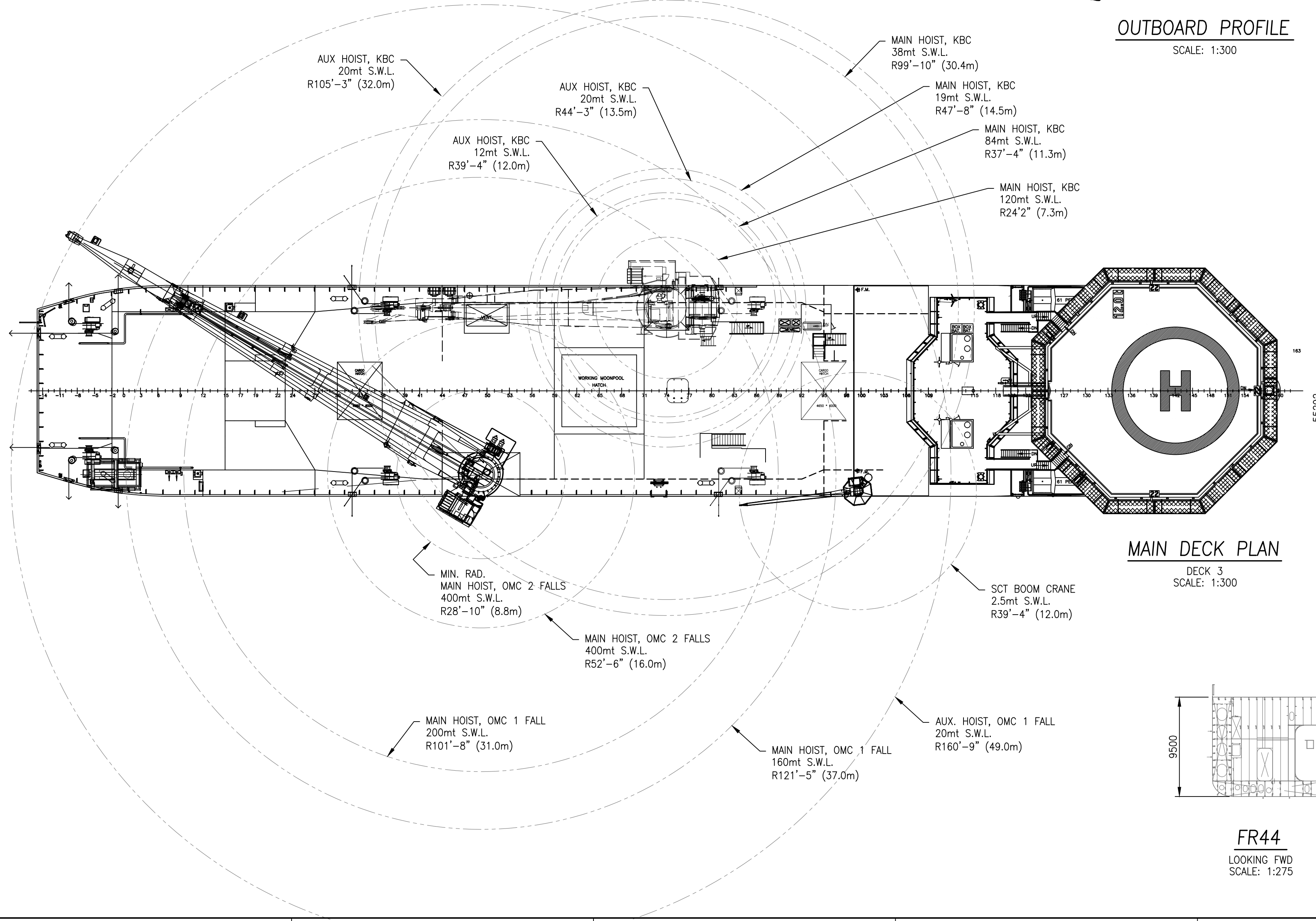
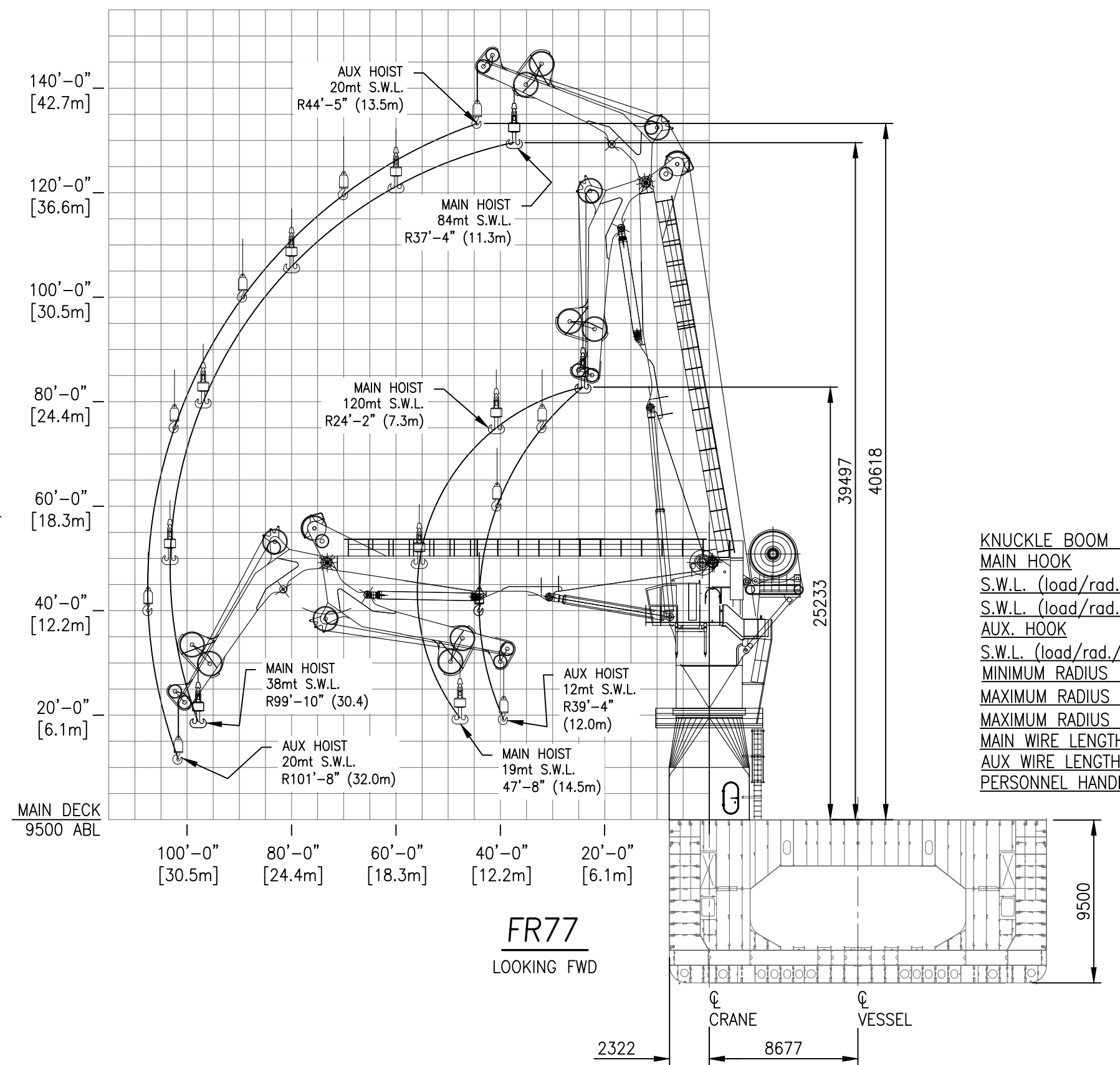


OUTBOARD PROFILE
SCALE: 1:300



MAIN DECK PLAN
DECK 3
SCALE: 1:300

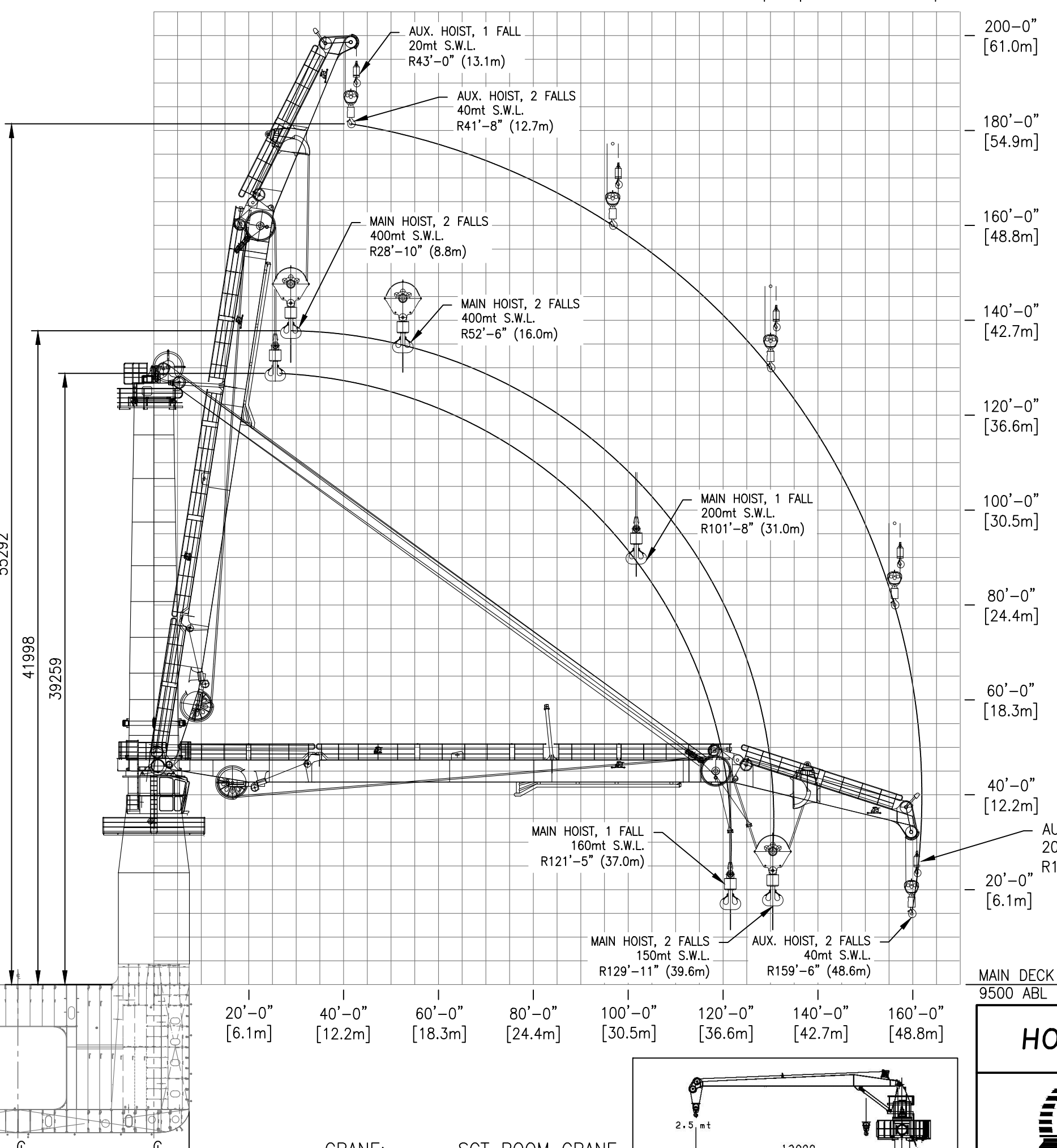


FR77
LOOKING FWD

KNUCKLE BOOM CRANE: 120mt HUISMAN AHC KBC
MAIN HOOK
 S.W.L. (load/rad./speed) 120mt/15.10m/32m/min
 S.W.L. (load/rad./speed) 38mt/30.42m/32m/min
AUX. HOOK
 S.W.L. (load/rad./speed) 20mt/7m/120m/min
 MINIMUM RADIUS 7.40 m
 MAXIMUM RADIUS (MAIN HOOK) 30.42 m
 MAXIMUM RADIUS (AUX. HOOK) 32.09 m
 MAIN WIRE LENGTH 528 m
 AUX WIRE LENGTH 1718 m
 PERSONNEL HANDLING 2mt

| WATER DEPTH (METERS) | LOAD (PRODUCTIVE) |
|----------------------|-------------------|
| 100 | 98mt |
| 200 | 96mt |
| 300 | 94mt |
| 400 | 93mt |
| 528 | 91mt |

BUOYANCY CONSIDERED IN LOAD



FR44
LOOKING FWD
SCALE: 1:275

CRANE: SCT BOOM CRANE
 S.W.L. 2.5mt/12.00 m
 MIN. RADIUS 3.84 m
 MAX. RADIUS 12.00 m

PEDESTAL CRANE: 400mt HUISMAN OMC
MAIN HOIST
 S.W.L. 2 FALLS (load/rad./speed) 400mt/8.8m/10.5m/min
 S.W.L. 1 FALL (load/rad./speed) 200mt/31m/21m/min
 S.W.L. 1 FALL (load/rad./speed) 160mt/37m/42m/min
AUX HOIST
 S.W.L. 2 FALLS (load/rad./speed) 40mt/13.1m/35m/min
 S.W.L. 1 FALL (load/rad./speed) 20mt/12.7m/70m/min
 MINIMUM RADIUS 7.80 m
 MAXIMUM RADIUS 49.00 m
 WIRE LENGTH 2,898 m
 PERSONNEL HANDLING 2mt

| WATER DEPTH (METERS) | 2 FALLS LOAD (PRODUCTIVE) | SINGLE LINE LOAD (PRODUCTIVE) |
|----------------------|---------------------------|-------------------------------|
| 500 | 364mt | 182mt |
| 1000 | 329mt | 164mt |
| 1500 | 294mt | 146mt |
| 2000 | 259mt | 128mt |
| 2500 | 224mt | 111mt |
| 2898 | 189mt | 95mt |

BUOYANCY CONSIDERED IN LOAD

HOS 430 MPSV / HOS IRON HORSE

THIS DRAWING, DESIGN CONCEPT AND SPECIFICATIONS ARE THE PROPERTY OF HORNBECK OFFSHORE SERVICES AND ARE FURNISHED ON A CONFIDENTIAL BASIS WITH AN EXPRESSED UNDERSTANDING THAT THEY WILL NOT BE COPIED, IN ANY MANNER, USED FOR MANUFACTURE, SOLD, TRANSFERRED, NOR USED TO THE DETRIMENT OF SAID FIRM WITHOUT WRITTEN PERMISSION.

| | | | | |
|---------------------------|------------------|---------------------------|---------------------------------------|--------------|
| DRAWN BY: S. MAUL | | 432'-1" X 72'-1" X 31'-2" | | SIZE D/M |
| CHECKED BY: J. DENNIS | | CRANE ARRANGEMENT | | REV. 12 |
| APPROVED BY: J. GUIDRY | TASK No. 6120 | DRAWING No. 6,805 | SCALE: NOTED/METRIC DATE: 10/09/18 | SHEET 1 OF 1 |