

GENERAL NOTES

1. THE VESSEL SHALL BE DESIGNED AND CONSTRUCTED IN FULL COMPLIANCE WITH THE 2011 AMERICAN BUREAU OF SHIPPING (ABS) RULES FOR BUILDING AND CLASSING STEEL VESSELS UNDER 90 METERS LENGTH. THE VESSEL SHALL RECEIVE CLASSIFICATION SYMBOLS: ABS, *A1, *AMS, *ACCU, *DPS-2 NOTATION, *A1 FFV CLASS 1, OFFSHORE SUPPORT VESSEL, UWILD, OSR-C2, ©, CRC.

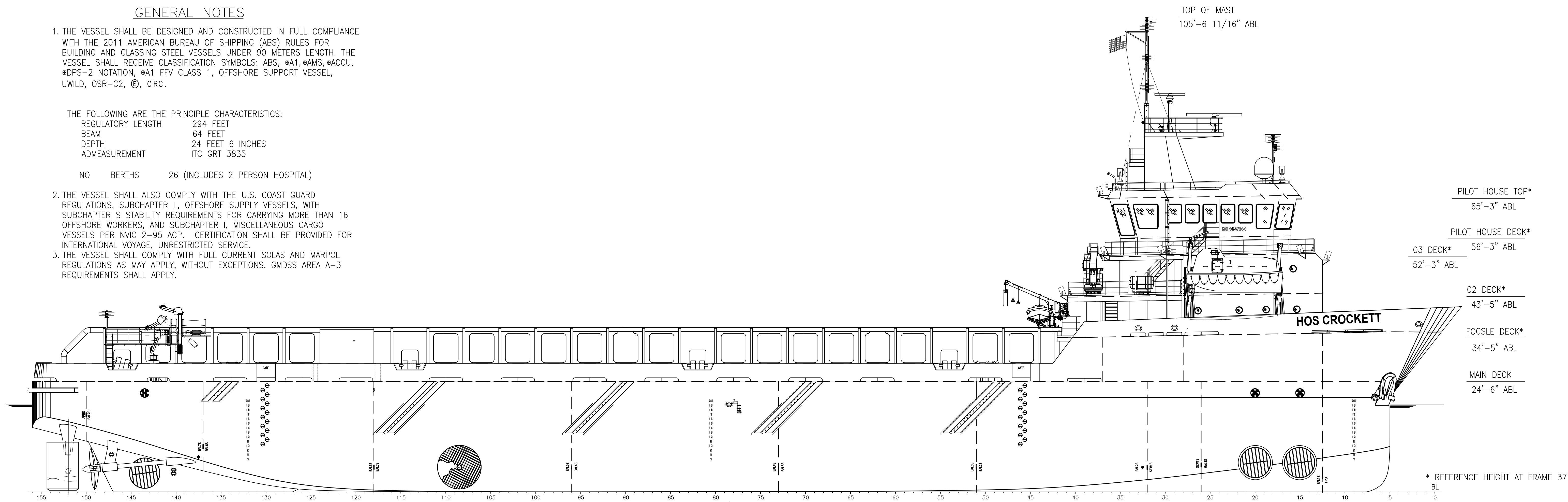
THE FOLLOWING ARE THE PRINCIPLE CHARACTERISTICS:

REGULATORY LENGTH 294 FEET
 BEAM 64 FEET
 DEPTH 24 FEET 6 INCHES
 ADMEASUREMENT ITC GRT 3835

NO BERTHS 26 (INCLUDES 2 PERSON HOSPITAL)

2. THE VESSEL SHALL ALSO COMPLY WITH THE U.S. COAST GUARD REGULATIONS, SUBCHAPTER L, OFFSHORE SUPPLY VESSELS, WITH SUBCHAPTER S STABILITY REQUIREMENTS FOR CARRYING MORE THAN 16 OFFSHORE WORKERS, AND SUBCHAPTER I, MISCELLANEOUS CARGO VESSELS PER NVIC 2-95 ACP. CERTIFICATION SHALL BE PROVIDED FOR INTERNATIONAL VOYAGE, UNRESTRICTED SERVICE.

3. THE VESSEL SHALL COMPLY WITH FULL CURRENT SOLAS AND MARPOL REGULATIONS AS MAY APPLY, WITHOUT EXCEPTIONS. GMDSS AREA A-3 REQUIREMENTS SHALL APPLY.



TOP OF MAST
105'-6 11/16" ABL

PILOT HOUSE TOP*
65'-3" ABL

PILOT HOUSE DECK*
03 DECK* 56'-3" ABL
52'-3" ABL

02 DECK*
43'-5" ABL

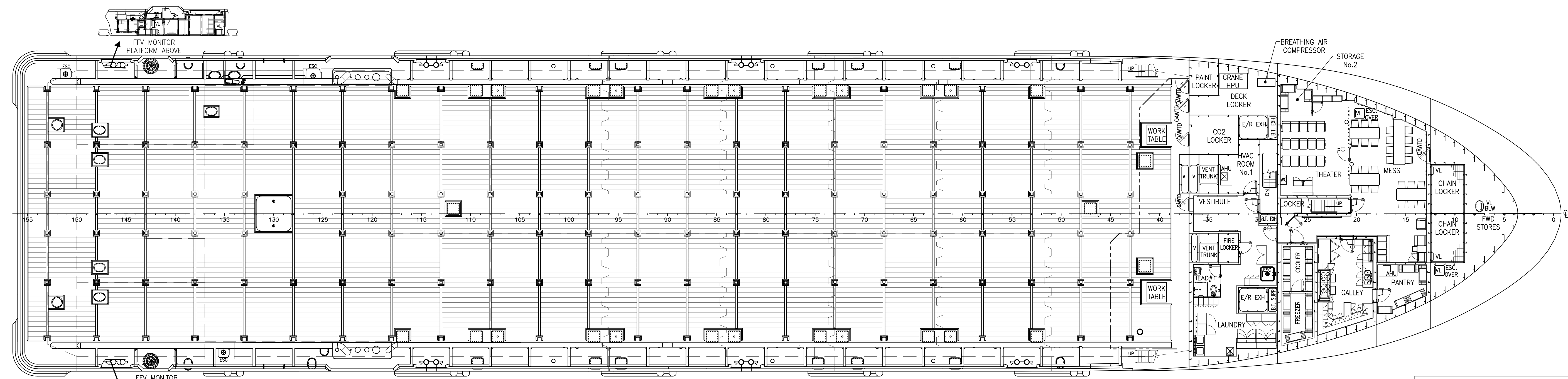
FOCSLE DECK*
34'-5" ABL

MAIN DECK
24'-6" ABL

* REFERENCE HEIGHT AT FRAME 37

OUTBOARD PROFILE

SCALE: 3/32"=1'-0"



MAIN DECK

SCALE: 3/32"=1'-0"

HOSMAX 320 / HOS CROCKETT

THIS DRAWING, DESIGN CONCEPT AND SPECIFICATIONS ARE THE PROPERTY OF HORNBEEK OFFSHORE SERVICES AND ARE FURNISHED ON A CONFIDENTIAL BASIS WITH AN EXPRESSED UNDERSTANDING THAT THEY WILL NOT BE COPIED IN ANY MANNER USED FOR MANUFACTURE, SOLD, TRANSFERRED, NOR USED TO THE DETRIMENT OF SAID FIRM WITHOUT WRITTEN PERMISSION.

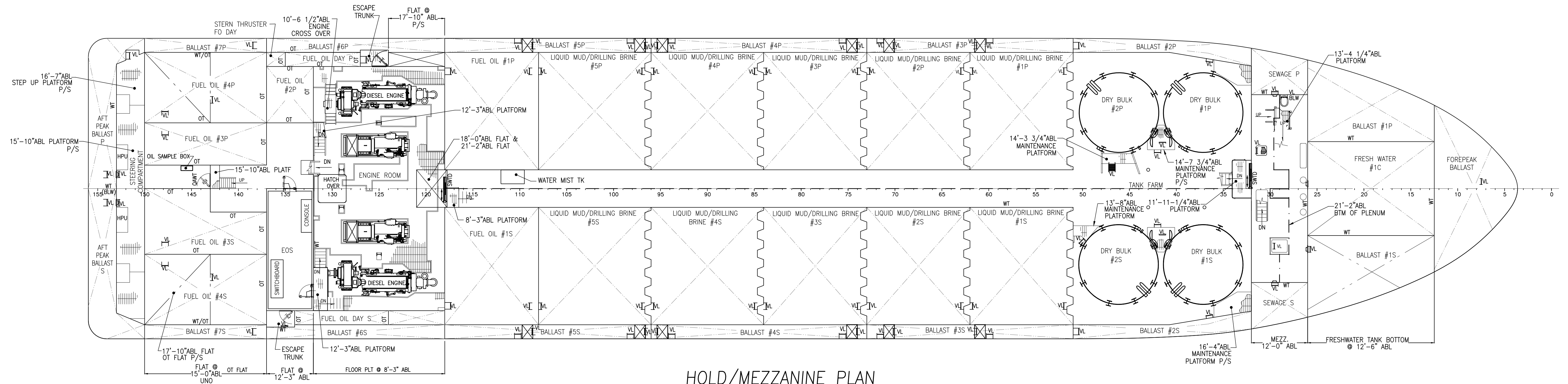
DRAWN BY: K. FREIERMUTH		319'-6" X 64' X 24'-6"		SIZE D
CHECKED BY: S. MAUL		OUTBOARD PROFILE & GENERAL ARRANGEMENTS		REV. 1
APPROVED BY: J. GUIDRY	TASK No. 7868	DRAWING No. 1,001	SCALE: AS NOTED DATE: 07/03/19	SHEET 1 OF 3

LAST SAVE/PRINT: 6/8/2023 8:05 AM
 ENG: JSULLIVA
 SHEET: ANSI D 22X34

16 15 14 13 12 11 10 9

D

D



HOLD/MEZZANINE PLAN

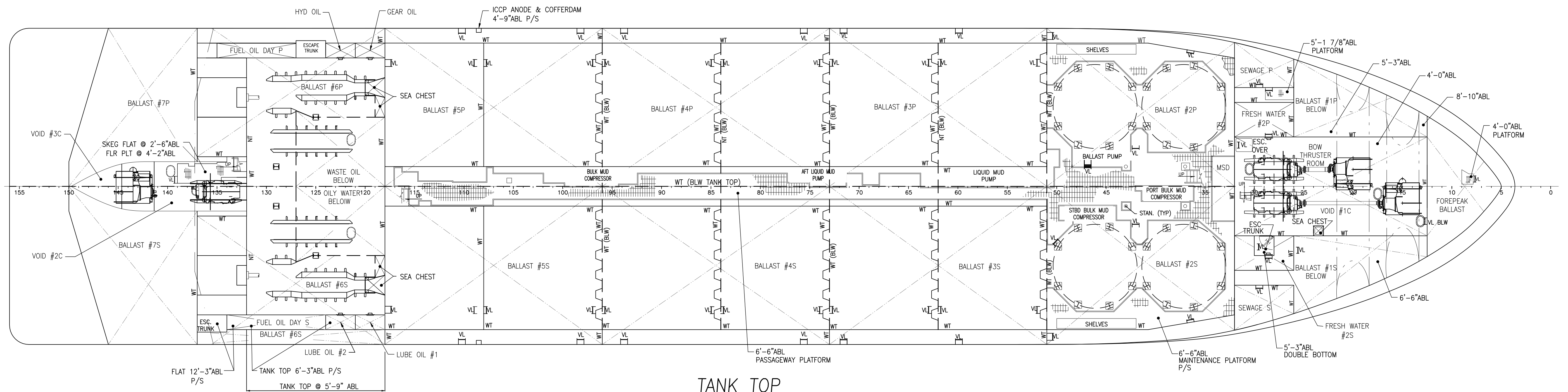
SCALE: 3/32"=1'-0"

C

C

B

B




TANK TOP

SCALE: 3/32"=1'-0"

A

A

16 15 14 13 12 11 10 9



THIS DRAWING, DESIGN CONCEPT AND SPECIFICATIONS ARE THE PROPERTY OF HORNBECK OFFSHORE SERVICES AND ARE FURNISHED ON A CONFIDENTIAL BASIS WITH AN EXPRESSED UNDERSTANDING THAT THEY WILL NOT BE COPIED IN ANY MANNER USED FOR MANUFACTURING, SOLD, TRANSFERRED, NOR USED TO THE DETRIMENT OF SAID FIRM WITHOUT WRITTEN PERMISSION. HOS ©

HORNBECK OFFSHORE SERVICES

OUTBOARD PROFILE & GENERAL ARRANGEMENTS		SIZE
TASK No. 7868	DRAWING No. 1.001	D
HULL No. 2012	SY: VTHM	REV. 1
SCALE: AS NOTED		
DATE: 07/03/19		
SHEET 2 OF 3		

